


Square Cell Pads

Type SC



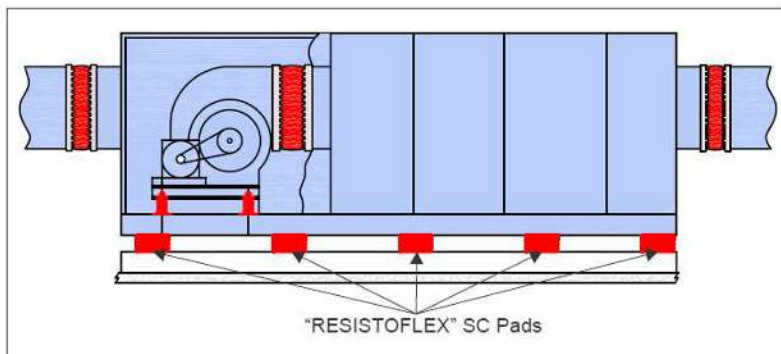
Standard Size : 455 x 455 mm
Thickness : 8 mm & 12 mm
Unit Loading : 1.8 to 21 Kg/cm

Also AVAILABLE

Grade 100 N : 100% Natural Rubber for Indoor Applications.

Grade 100 CR : 100% Neoprene Rubber for Environment Resistance.

Grade 100 N : 100% Nitrile Rubbers for Oil Resistance.



Scientifically designed resilient pads are moulded with high grade blend of Natural and Synthetic Rubber for general applications. The pad surfaces on both sides have moulded recessed offset-cells to allow flow of rubber when under load while maintaining lateral stability. This design eliminates the shape factor usually associated with elastomeric pads and provides positive grip to machine foot and foundation when under load.

Pads can be used in any shape/size/thickness/ number of layers. They have proved ideal for isolating all the six degrees of vibration and shock and effectively reducing structure borne noise.

Pads are very effective for protecting precision equipments and instruments from external sources of Vibration and Shock caused by operation of heavy machines, mechanical handling equipment, forging hammers and even passing traffic.

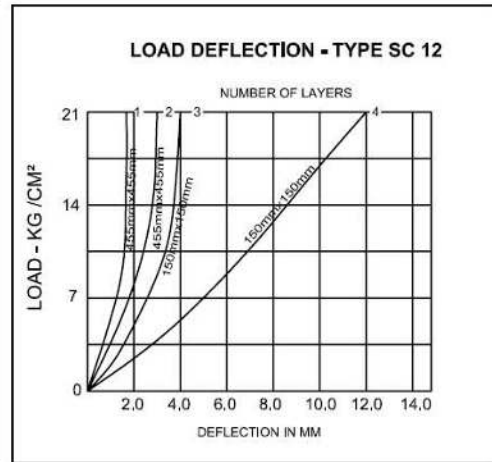
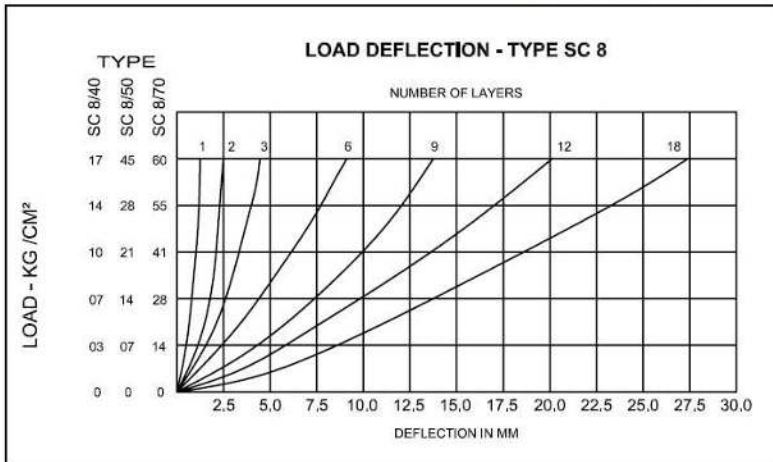
- Greater deflection per unit area than cork, felt or similar materials.
- Higher and uniform stress. Will not crumble like cork under prolonged Vibration and heavy loads.
- Highly resilient with exceptional damping.
- Extremely low heat build-up.
- Higher sound insulation than metal springs.
- Higher deflection than a solid rubber sheet of same thickness.
- Greater lateral stability.

Continuous bearing area on both sides of the Pad.

TYPICAL APPLICATIONS

- AIR CONDITIONING EQUIPMENTS
- AUXILIARY PLANT EQUIPMENTS
- BUSINESS MACHINES
- BLOWERS
- COMPRESSORS
- ELECTRIC APPLIANCES
- FANS
- GENERATING SETS
- GUILLOTINES
- GRINDERS
- HEADERS
- HEATING AND VENTILATING EQUIPMENTS
- INERTA BLOCKS
- INSTRUMENTS PANELS
- IMPACT MACHINES
- LABORATORY EQUIPMENTS
- MACHINE TOOLS
- PUMPS
- PRINTING MACHINES
- PRESSES
- TEXTILE MACHINERY
- TRANSFORMERS ETC. ETC.

CHARACTERISTICS



TECHNICAL CHARACTERISTICS

CODE NO.	THICKNESS NOMINAL (mm)	MAXIMUM UNIT LOADING (kg/cm ²)
SC 8/40	8	1.8
SC 8/50	8	3.5
SC 8/70	8	7
SC 12/50	12	14
SC 12/70	12	21

SIZES IN mm x mm					
58X58	75X75	112X112	150X150	225X225	455X455
MAXIMUM NUMBER OF LAYERS					
3	4	6	8	12	14
RATED LOAD-Kgs					
60	101	225	404	911	3645
118	197	439	787	1772	7088
236	394	878	1574	2544	14176
472	787	1756	3148	7088	28352
706	1181	2634	4722	10632	42528

Selection of 'Resistoflex' Pads depends upon the operating characteristic, load distribution etc.

Pads work most efficiently when loaded to the maximum loading capacity.

Pads can be used very advantageously in multiple layers for additional cushioning, specially for isolation of low disturbing frequencies (in general below 800 rpm or for installations on upper floors) and some specialized application where absorbing Shock and reducing Noise is desirable.

Load-deflection curves apply only to 'Resistoflex' Pads for conditions of sustained vibrations.

Pads are designed for and functions very efficiently in a wide variety of installations where rate of impact is considerable low.

For impact machinery or where increased stiffness is desirable next higher capacity Pad or increase the Pad bearing area.

Impact Shock conditions should be considered individually. Consult 'RESISTOFLEX'.

For more detailed information and technical assistance, please contact our Applications Engineering Group.

In the interest of continual development and improvement, the company reserves the right to make modifications to these details without notice